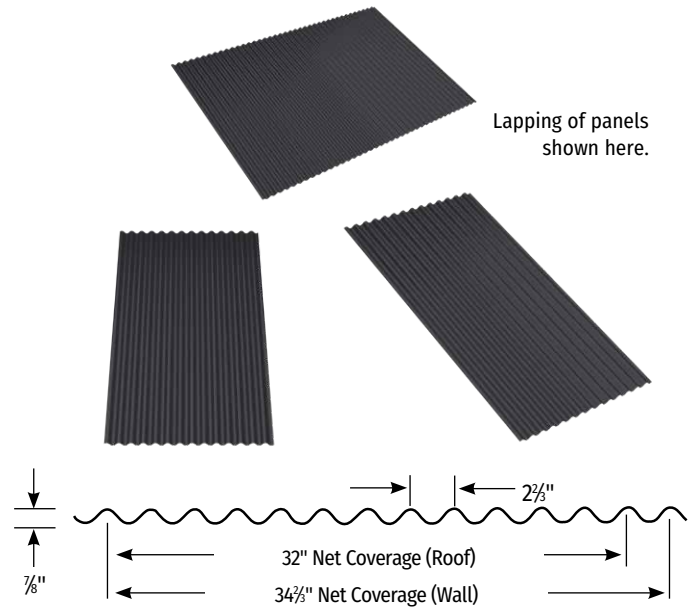


Nu-Wave Corrugated is an economical, structural through-fastened roof or siding panel suitable for general usage.

Panel is ideal for roof, vertical or horizontal siding applications, soffit or interior accent panels.



Properties									Standard Finishes	
Gauge	Base Steel Thickness (in)	Yield (ksi)	Tensile (ksi)	Wt. (lbs/ft ²)	I+ (in ⁴ /ft)	S+ (in ³ /ft)	I- (in ⁴ /ft)	S- (in ³ /ft)	Metallic Coating	Paint System
26	0.0173	80	82	0.94	0.0256	0.0579	0.0256	0.0579	AZ50	Cool Dura Tech™ nt
24	0.0232	50	65	1.25	0.0346	0.0769	0.0346	0.0769	AZ50	Cool Dura Tech™ 5000 (polyvinylidene fluoride) or Cool Dura Tech™ mx (metallic polyvinylidene)
22	0.0294	50	65	1.59	0.0415	0.0964	0.0415	0.0964	AZ50	
20	0.0354	40	55	1.91	0.0519	0.1150	0.0519	0.1150	AZ50	

NOTES: The moments of inertia, I⁺ and I⁻, presented for determining deflection are: $(2I_{\text{Effective}} + I_{\text{Gross}})/3$

standard features

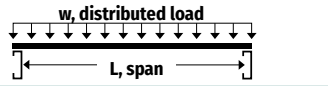
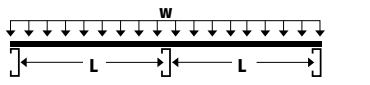
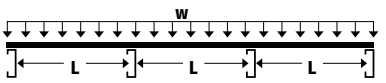
- 32" coverage roof panel. 34½" coverage wall panel.
- Minimum recommended slope 3:12.
- Gauges: 26ga in Dura Tech™ nt, 24ga and 22ga in Dura Tech™ 5000. 20ga available in ZINCALUME® Plus.
- Refer to AEP Span Color Charts for full range of color options and paint systems.
- Custom manufactured panel lengths: 6'-0" to 50'-0" (Straight) & 6'-0" to 30'-0" (Curved).
- Testing: ASTM E1680 (air infiltration) and ASTM E1646 (water infiltration). All testing performed by accredited third-party.
- Roof assemblies Class A Fire Rated when installed on non-combustible deck or framing per IBC or IRC or when installed in accordance to UL listings (UL790). Wall assemblies rated for fire resistance (UL263) when installed in accordance with UL listings.
- Building Code Approval Report: #ER-0550.
- Manufactured in Sacramento, CA.



optional features

- Short cut sheets from 6'-0" to 1'-0". Additional fees and lead times may apply.
- Custom colors, thick film primer and/or clear coat paint finishes available. Subject to 4,500 square feet minimum order. Inquire with a sales representative for leads times and more information.
- Perforation options available for an additional charge. Minimum order size 1,500 lineal feet. Select from standard perforation patterns with open areas of 7.8%, 13.8%, or 23.4%.
- Smooth curving – 20-24 gauge: Maximum length 30'-0". Minimum outside radius 3'-0".
- Stucco embossed option available in 22-26 gauge and are subject to 1,500 lineal feet minimum.
- Matching polycarbonate panels available.

Gauge	Span	Condition	Allowable Inward Loads (lbs/ft ²) per Span (ft.-in.)								
			2'-0"	2'-6"	3'-0"	3'-6"	4'-0"	5'-0"	6'-0"	7'-0"	8'-0"
26	Single Span	ASD, W/Ω	347	222	154	113	87	55	39	28	22
		L/180	280	143	83	52	35	18	10	7	4
	Double Span	ASD, W/Ω	334	217	151	111	85	55	38	28	21
		L/180	-	-	-	-	84	43	25	16	11
	Triple Span	ASD, W/Ω	411	268	188	138	106	69	47	35	27
		L/180	-	-	156	99	66	34	20	12	8
24	Single Span	ASD, W/Ω	384	246	171	125	96	61	43	31	24
		L/180	378	194	112	71	47	24	14	9	6
	Double Span	ASD, W/Ω	370	239	167	123	95	60	42	31	23
		L/180	-	-	-	-	-	58	34	21	14
	Triple Span	ASD, W/Ω	455	297	208	154	118	75	52	39	30
		L/180	-	-	-	133	89	46	26	17	11
22	Single Span	ASD, W/Ω	481	308	214	157	120	77	53	39	30
		L/180	454	232	134	85	57	29	17	11	7
	Double Span	ASD, W/Ω	463	300	210	154	119	76	53	39	29
		L/180	-	-	-	-	-	70	40	25	17
	Triple Span	ASD, W/Ω	571	371	261	193	148	95	65	48	37
		L/180	-	-	254	160	107	55	32	20	13
20	Single Span	ASD, W/Ω	459	294	204	150	115	73	51	37	29
		L/180	-	290	168	106	71	36	21	13	9
	Double Span	ASD, W/Ω	442	286	201	148	114	72	50	37	28
		L/180	-	-	-	-	-	-	-	32	21
	Triple Span	ASD, W/Ω	544	354	248	184	141	91	63	46	35
		L/180	-	-	-	-	134	69	40	25	17

Inward Loads	Single Span		<p>NOTES: Top values based on allowable stress (ASD). Bottom values based on a deflection limit of L/180.</p> <p>“-” denotes that the allowable load is limited by the panel stress vs. deflection limit.</p> <p>Steel conforms to ASTM A653 (Galvanized) or ASTM A792 (ZINCALUME) structural steel.</p> <p>Tabulated values are for positive (inward) uniform loading only.</p> <p>Values are based on the American Iron and Steel Institute “Cold Formed Steel Design Manual” (AISI S100-12).</p> <p>Refer to aepspan.com for more complete Nu-Wave Corrugated performance data.</p>
	Double Span		
	Triple Span		

Oil Canning : All flat metal surfaces can display waviness commonly referred to as “oil canning”. “Oil canning” is an inherent characteristic of steel products, not a defect, and therefore is not a cause for panel rejection.



Customer Service Centers
Tacoma, WA

Phone: 800-733-4955

Fax: 253-272-0791

For most current versions of literature please visit
www.aepspan.com